

Statistical Report

As on Mar 31, 2020

Financial Monitoring Unit (FMU)
Government of Pakistan



Table of Contents

Executive Summary	1
Month Wise STRs Received (Jan-Mar, 2020).....	2
STRs and Financial Intelligences Disseminated to LEAs under the Predicate Offence of Terrorism / Terrorism Financing (Jan-Mar, 2020)	3
STRs and Financial Intelligences Disseminated to LEAs under likely Predicate Offences of ML/Others (Jan-Mar, 2020)	4
STRs Received -Sector Wise (Jan-Mar, 2020)	6
Top Ten STR Reporting Districts (Jan-Mar, 2020).....	7
Year Wise CTRs Received (Since Inception).....	8

Executive Summary

- 6,483 STRs have been received by FMU during the first quarter of the year 2020.
- During the first quarter of the year 2020, 22 Financial Intelligences¹ (FIs) containing 1,104 STRs² have been disseminated to LEAs and Regulators under the suspected offence of Predicate Offence of Terrorism / Terrorism Financing.
- Top 5 Offences during the first quarter of the year 2020, in terms of number of disseminated STRs, are TF-UNSCR-1373 (STRs disseminated=1,086), Tax Crimes (STRs disseminated=1,054), *Hawala/Hundi* (STRs disseminated=575), Smuggling / Offences under Customs Act (STRs disseminated=560) and Trafficking in human beings and migrant smuggling (STRs disseminated=424).
- Major reporting Sectors include Banks and Exchange Companies.
- Top three STR reporting districts (during the first quarter of 2020) are Karachi, Lahore and Peshawar with 1,385; 820 and 571 STRs respectively.
- 5,975,046 CTRs have been received since inception till 31-Mar-2020.

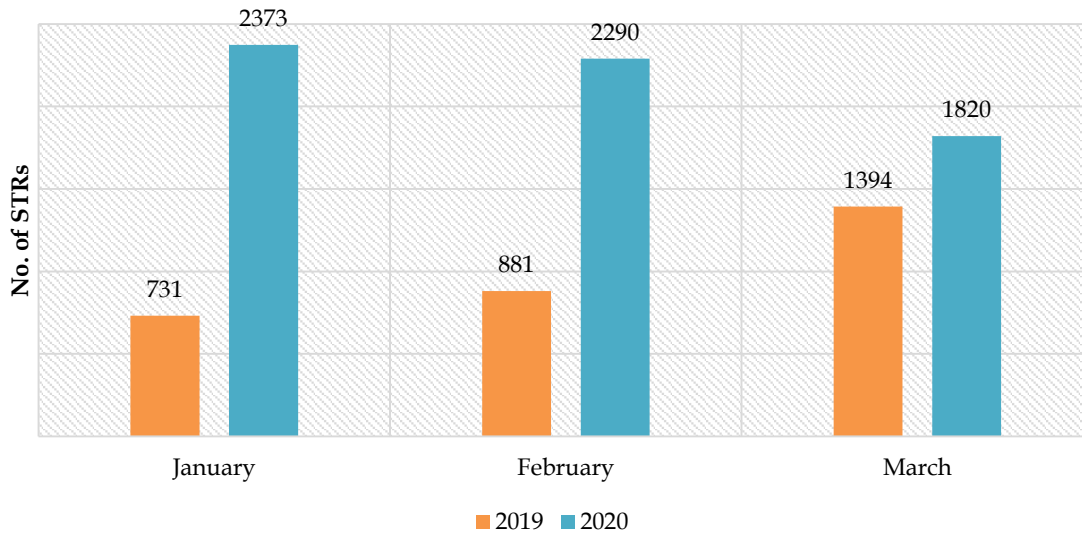
¹ Financial Intelligence is the final disclosure disseminated to stakeholders and it may contain a single or multiple STRs

² STR is a single Suspicious Transaction Report

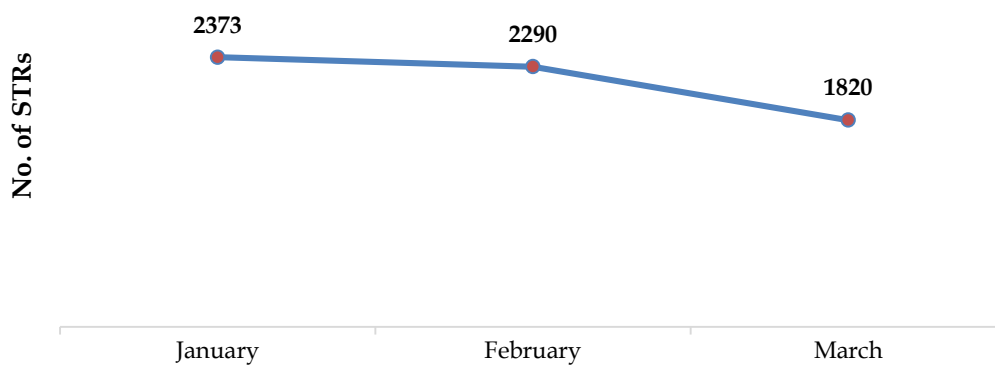
Month Wise STRs Received (Jan-Mar, 2020)

As on 31.03.2020

Month wise Comparison of STRs Received during 1st Quarter (2019 Vs 2020)



Month wise STR Reporting Trend January 2020 to March 2020



**STRs and Financial Intelligences Disseminated to LEAs
under the Predicate Offence of Terrorism / Terrorism
Financing (Jan-Mar, 2020)**

As on 31.03.2020

S.#	Designated categories of offences as per FATF	STRs	Financial Intelligence
		Total (Jan-Mar,2020)	Total (Jan-Mar,2020)
1	TF (UNSCR-1267)	10	7
2	TF (UNSCR-1373)	1086	11
3	TF (UNSCR-1540)		
4	TF (OFAC listed)		
5	TF (FIA Red Book)		
6	TF (others)	8	4
	Total	1104	22

*Multiple Disclosures

**STRs and Financial Intelligences Disseminated to LEAs
under likely Predicate Offences of ML/Others (Jan-Mar,
2020)**

As on 31.03.2020

S.#	Designated categories of offences as per FATF	STRs	Financial Intelligence
		Total (Jan-Mar,2020)	Total (Jan-Mar,2020)
1	Participation in an organized criminal group and racketeering;		
1 (a)	Human Organ Trading		
2	Trafficking in human beings and migrant smuggling;	424	2
3	Sexual exploitation, including sexual exploitation of children;		
4	Illicit trafficking in narcotic drugs and psychotropic substances;		
5	Illicit arms trafficking/Illegal Arms and Ammunition;		
6	Illicit trafficking in stolen and other goods;		
7	Corruption and bribery/Unexplained Assets as per NAO/Cheating Public Atlarge/ unjustified High Turnover	29	6
7 (a)	Benami Accounts/Transactions		
8	Fraud;	1	1
8 (a)	<i>Cyber Crime</i>		
8 (b)	<i>Misuse of Donations</i>	1	1
8 ©	China Cutting		
9	Counterfeiting currency;		
10	Counterfeiting and piracy of products;		
11	Environmental crime;		
12	Murder, grievous bodily injury;	1	1
13	Kidnapping, illegal restraint and hostage-taking;		
14	Robbery or theft;		
15	Smuggling / Offences under Customs Act	560	1
15 (a)	Currency Smuggling;		
16	Extortion;		
17	Forgery;		
18	Piracy; and		
19	Insider trading and market manipulation.		
20	Tax Evasion / Tax Crime	1054	18
20 (a)	Capital Flight		
	Total	2070	30

S.#	Designated categories of offences outside FATF	STRs	Financial Intelligence
		Total (Jan-Mar,2020)	Total (Jan-Mar,2020)
1	<i>Regulatory Violation/ Regulatory Advice</i>	1680	13
2	<i>Grey Telephony</i>	1	1
3	<i>Virtual Currency</i>	132	2
4	Currency Smuggling;		
5	Trade Based Money Laundering (TBML)		
6	<i>Hawala/Hundi</i>	575	5
7	Illegal Trade in Financial Instruments		
8	Not Determined/Ground Check	516	4
	Total	2904	25

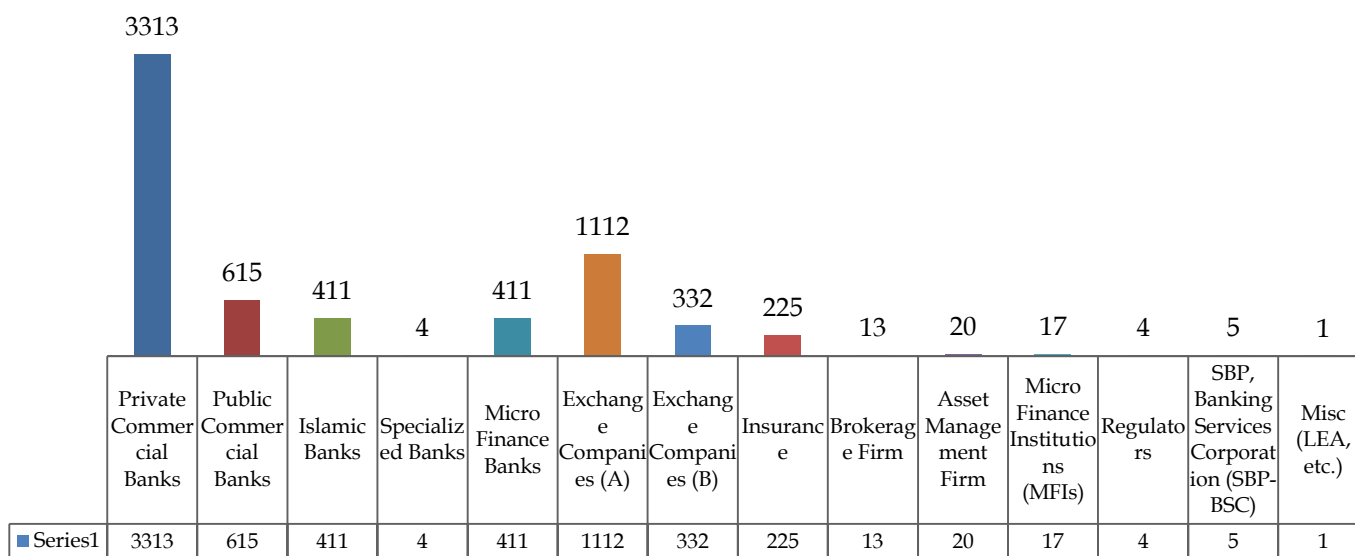
*Multiple Disclosures

STRs Received -Sector Wise (Jan-Mar, 2020)

As on 31.03.2020

Sr. No.	Reporting of STRs (Sector Wise)	2020			Total STRs
		Jan	Feb	Mar	
1	Private Commercial Banks	1153	1138	1022	3313
2	Public Commercial Banks	377	151	87	615
3	Islamic Banks	130	103	178	411
5	Specialized Banks	2	1	1	4
6	Micro Finance Banks	143	161	107	411
7	Exchange Companies (A)	373	439	300	1112
8	Exchange Companies (B)	72	208	52	332
10	Insurance	103	64	58	225
11	Brokerage Firm	7	4	2	13
12	Asset Management Firm	5	7	8	20
14	Micro Finance Institutions (MFIs)	4	12	1	17
16	Regulators	3	1	0	4
18	SBP, Banking Services Corporation (SBP-BSC)	1	0	4	5
21	Misc (LEA, etc.)	0	1	0	1
	Total	2373	2290	1820	6483

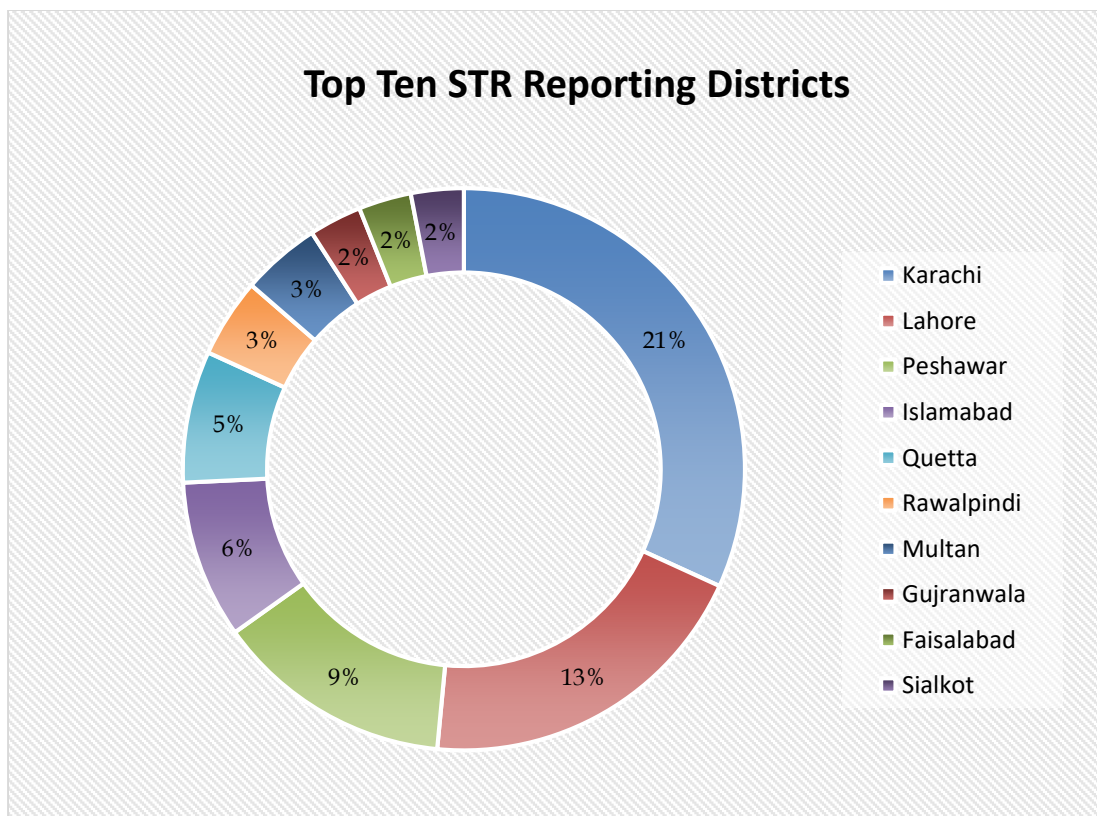
STRs Received-Sector Wise



Top Ten STR Reporting Districts (Jan-Mar, 2020)

As on 31.03.2020

Sr. No.	Top Ten Reporting Districts (Jan-Mar, 2020)		
	District	Nos. of STRs	% age of Total STRs
1	Karachi	1,385	21%
2	Lahore	820	13%
3	Peshawar	571	9%
4	Islamabad	371	6%
5	Quetta	323	5%
6	Rawalpindi	224	3%
7	Multan	203	3%
8	Gujranwala	145	2%
9	Faisalabad	142	2%
10	Sialkot	141	2%



Year Wise CTRs Received (Since Inception)

As on 31.03.2020

Year	CTRs Received
2011	221,533
2012	222,093
2013	254,252
2014	360,464
2015	570,929
2016	706,822
2017	798,058
2018	1,055,936
2019	1,366,205
2020	418,754

