

Statistical Report

As on June 30, 2020

Financial Monitoring Unit (FMU)
Government of Pakistan



Table of Contents

Executive Summary	1
Month Wise STRs Received (Apr-Jun 2020)	2
STRs and Financial Intelligences Disseminated to LEAs under the Predicate Offence of Terrorism / Terrorism Financing (Apr-Jun 2020)	3
STRs and Financial Intelligences Disseminated to LEAs under likely Predicate Offences of ML/Others (Apr-Jun 2020)	4
STRs Received -Sector Wise (Apr-Jun 2020)	6
Top Ten STR Reporting Districts (Apr-Jun 2020)	7
Month Wise CTRs Received (Apr-Jun 2020)	8

Executive Summary

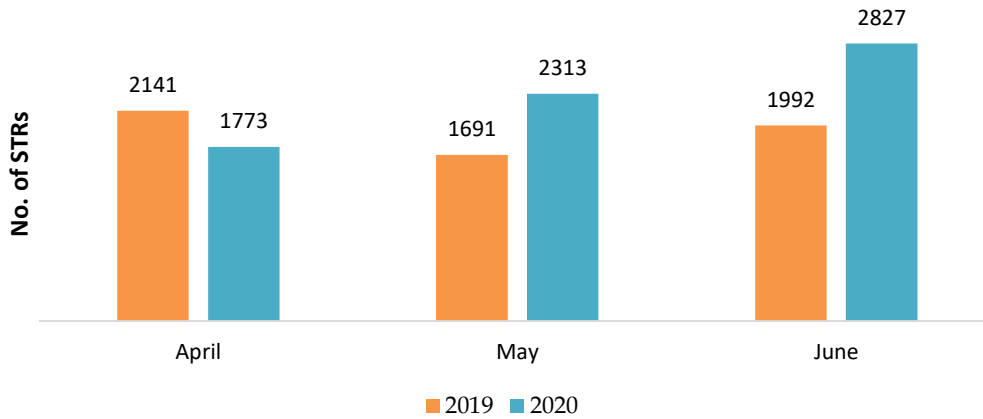
- 6,913 STRs have been received by FMU during the second quarter (Apr-Jun) of the year 2020.
- During the second quarter of the year 2020, 9 Financial Intelligences¹ (FIs) containing 248 STRs² have been disseminated to LEAs and Regulators under the suspected offence of Predicate Offence of Terrorism / Terrorism Financing.
- Top 3 Offences during the second quarter of the year 2020, in terms of number of disseminated STRs, are Tax Crimes (STRs disseminated=451), Illicit trafficking in narcotic drugs and psychotropic substances (STRs disseminated=347) and TF-UNSCR-1373 (STRs disseminated=222) respectively.
- Major reporting Sectors include Banks and Exchange Companies.
- Top three STR reporting districts (during the second quarter of 2020) are Karachi, Lahore and Peshawar with 2,602; 773 and 415 reported STRs respectively.
- 378,335 CTRs have been received during the second quarter (Apr-Jun) of the year 2020.

¹ Financial Intelligence is the final disclosure disseminated to stakeholders and it may contain a single or multiple STRs

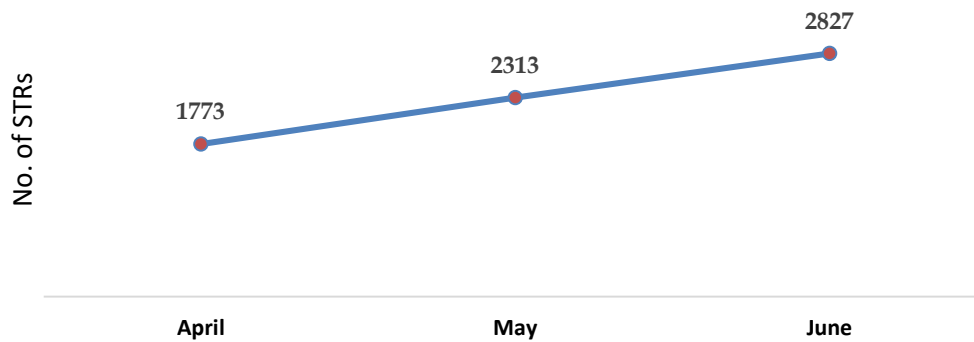
² STR is a single Suspicious Transaction Report

Month Wise STRs Received (Apr-Jun 2020) As on 30.06.2020

Month wise Comparison of STRs Received during 2nd Quarter (2019 Vs 2020)



Month wise STR Reporting Trend April 2020 to June 2020



**STRs and Financial Intelligences Disseminated to LEAs
under the Predicate Offence of Terrorism / Terrorism
Financing (Apr-Jun 2020)**

As on 30.06.2020

S.#	Designated categories of offences as per FATF	STRs	Financial Intelligence
		Total (Apr-Jun,2020)	Total (Apr-Jun,2020)
1	TF (UNSCR-1267)		
2	TF (UNSCR-1373)	222	3
3	TF (UNSCR-1540)		
4	TF (OFAC listed)		
5	TF (FIA Red Book)		
6	TF (others)	26	6
	Total	248	9

*Multiple Disclosures

STRs and Financial Intelligences Disseminated to LEAs under likely Predicate Offences of ML/Others (Apr-Jun 2020)

As on 30.06.2020

S.#	Designated categories of offences as per FATF	STRs	Financial Intelligence
		Total (Apr-Jun,2020)	Total (Apr-Jun,2020)
1	Participation in an organized criminal group and racketeering;		
1 (a)	Human Organ Trading		
2	Trafficking in human beings and migrant smuggling;		
3	Sexual exploitation, including sexual exploitation of children;		
4	Illicit trafficking in narcotic drugs and psychotropic substances;	347	4
5	Illicit arms trafficking/Illegal Arms and Ammunition;		
6	Illicit trafficking in stolen and other goods;		
7	Corruption and bribery/Unexplained Assets as per NAO/Cheating Public Atlarge/ unjustified High Turnover	34	13
7 (a)	Benami Accounts/Transactions	2	2
8	Fraud;	19	2
8 (a)	<i>Cyber Crime</i>		
8 (b)	<i>Misuse of Donations</i>		
8 ©	China Cutting		
9	Counterfeiting currency;		
10	Counterfeiting and piracy of products;		
11	Environmental crime;		
12	Murder, grievous bodily injury;	2	2
13	Kidnapping, illegal restraint and hostage-taking;		
14	Robbery or theft;		
15	Smuggling / Offences under Customs Act	4	2
15 (a)	Currency Smuggling;		
16	Extortion;		
17	Forgery;		
18	Piracy; and		
19	Insider trading and market manipulation.	7	1
20	Tax Evasion / Tax Crime	451	38
20 (a)	Capital Flight		
	Total	866	64

S.#	Designated categories of offences outside FATF	STRs	Financial Intelligence
		Total (Apr-Jun,2020)	Total (Apr-Jun,2020)
1	<i>Regulatory Violation/ Regulatory Advice</i>	420	4
2	<i>Grey Telephony</i>		
3	<i>Virtual Currency</i>		
4	Currency Smuggling;		
5	Trade Based Money Laundering (TBML)	5	1
6	<i>Hawala/Hundi</i>	52	16
7	Illegal Trade in Financial Instruments		
8	Not Determined/Ground Check	16	7
	Total	493	28

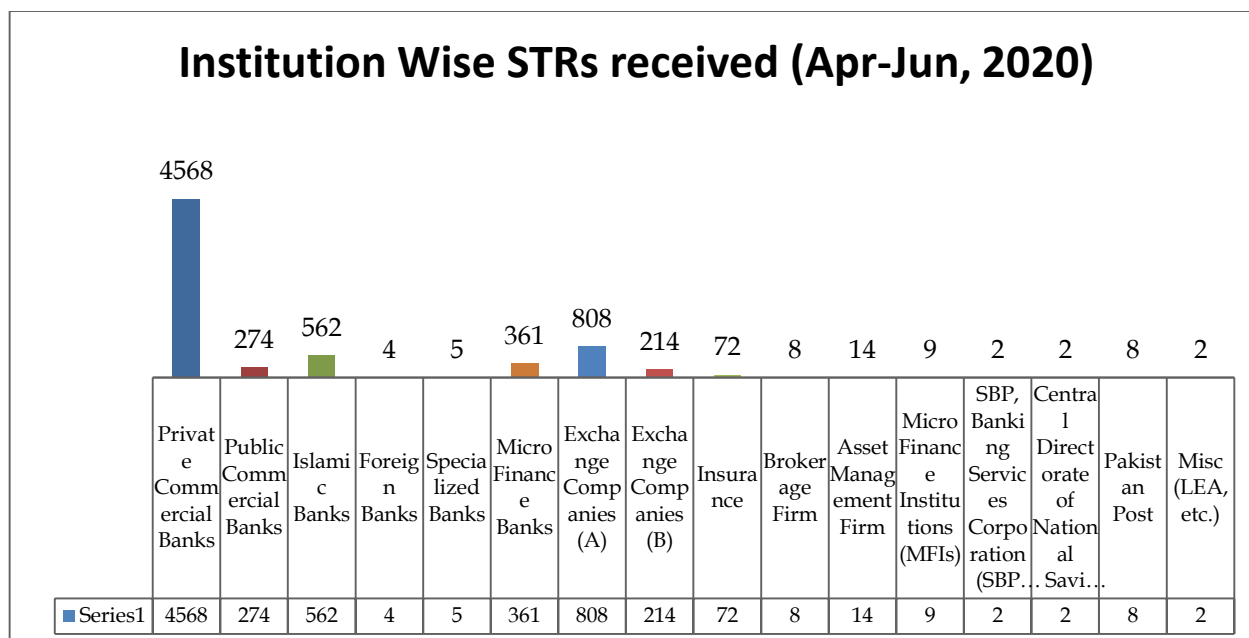
*Multiple Disclosures

STRs Received -Sector Wise (Apr-Jun 2020)

As on 30.06.2020

Sr. No.	Reporting of STRs (Sector Wise)	2020			Total STRs
		Apr	May	Jun	
1	Private Commercial Banks	1200	1616	1752	4568
2	Public Commercial Banks	49	66	159	274
3	Islamic Banks	137	191	234	562
4	Foreign Banks	2	2	0	4
5	Specialized Banks	1	1	3	5
6	Micro Finance Banks	88	95	178	361
7	Exchange Companies (A)	205	234	369	808
8	Exchange Companies (B)	78	81	55	214
9	Insurance	9	13	50	72
10	Brokerage Firm	0	1	7	8
11	Asset Management Firm	3	6	5	14
12	Micro Finance Institutions (MFIs)	0	5	4	9
13	SBP, Banking Services Corporation (SBP-BSC)	0	0	2	2
14	Central Directorate of National Savings	1	1	0	2
15	Pakistan Post	0	0	8	8
16	Misc (LEA, etc.)	0	1	1	2
	Total	1773	2313	2827	6913

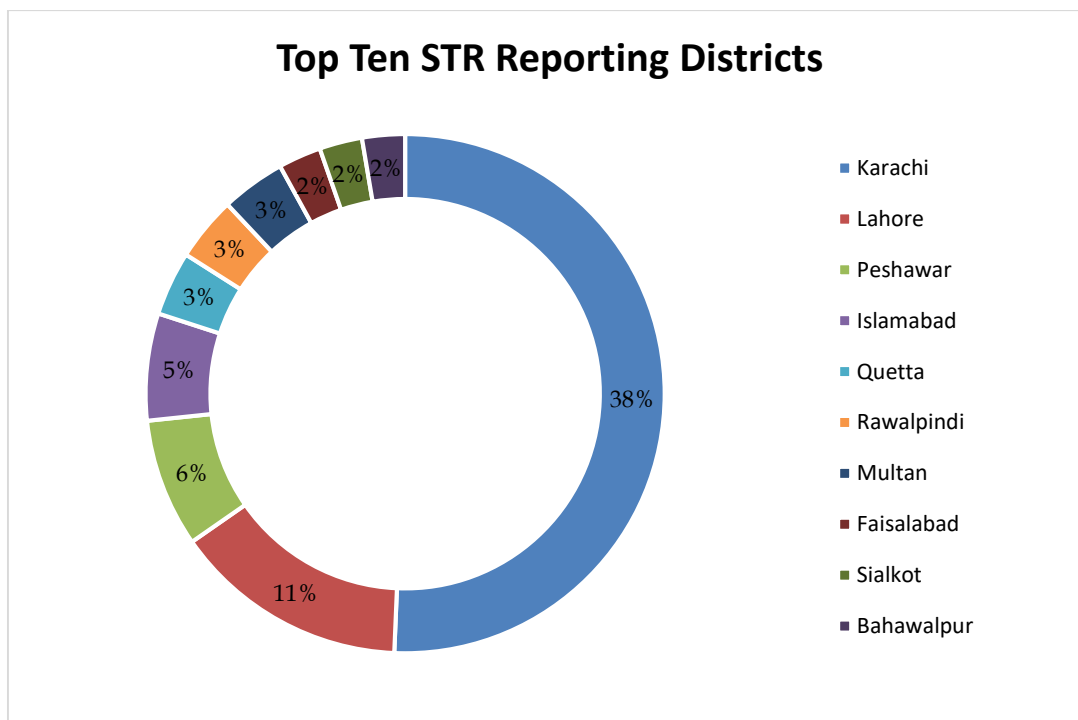
Institution Wise STRs received (Apr-Jun, 2020)



Top Ten STR Reporting Districts (Apr-Jun 2020)

As on 30.06.2020

Sr. No.	Name of Institution	% age of Total STRs
1	Karachi	38%
2	Lahore	11%
3	Peshawar	6%
4	Islamabad	5%
5	Quetta	3%
6	Rawalpindi	3%
7	Multan	3%
8	Faisalabad	2%
9	Sialkot	2%
10	Bahawalpur	2%



Month Wise CTRs Received (Apr-Jun 2020) As on 30.06.2020

